


QUADER-TEC


KREATIVBELÄGE

Verlegemuster




Quader-Tec_VM_01

30/20



Quader-Tec_VM_02


20/20



Quader-Tec_VM_03


30/20 u. 20/20

VM_01: nur im drittelverband möglich




Quader-Tec_VM_04

30/20 u. 20/20




Quader-Tec_VM_05

30/20 u. 20/20




Quader-Tec_VM_06

30/20 u. 20/20




Quader-Tec_VM_07

30/20 u. 20/20



Quader-Tec_VM_08

20/10 u. 10/10



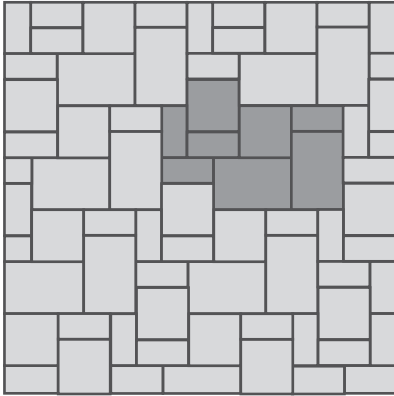
Quader-Tec_VM_09

20/20 u. 10/10

QUADER-TEC


KREATIVBELÄGE

Verlegemuster



Quader-Tec_VM_10

30/20 u. 20/20 u. 20/10



Quader-Tec_VM_11

60/30 u. 40/20


QUADER-TEC

KREATIVBELÄGE

Verlegemuster

VM_01: nur im drittelverband möglich

150 cm



Quader-Tec_VM_01


Steinbedarf:

$$30,0/20,0 = 16,33 \text{ St/m}^2$$

QUADER-TEC

KREATIVBELÄGE
Verlegemuster

150 cm



Quader-Tec_VM_02

Steinbedarf:

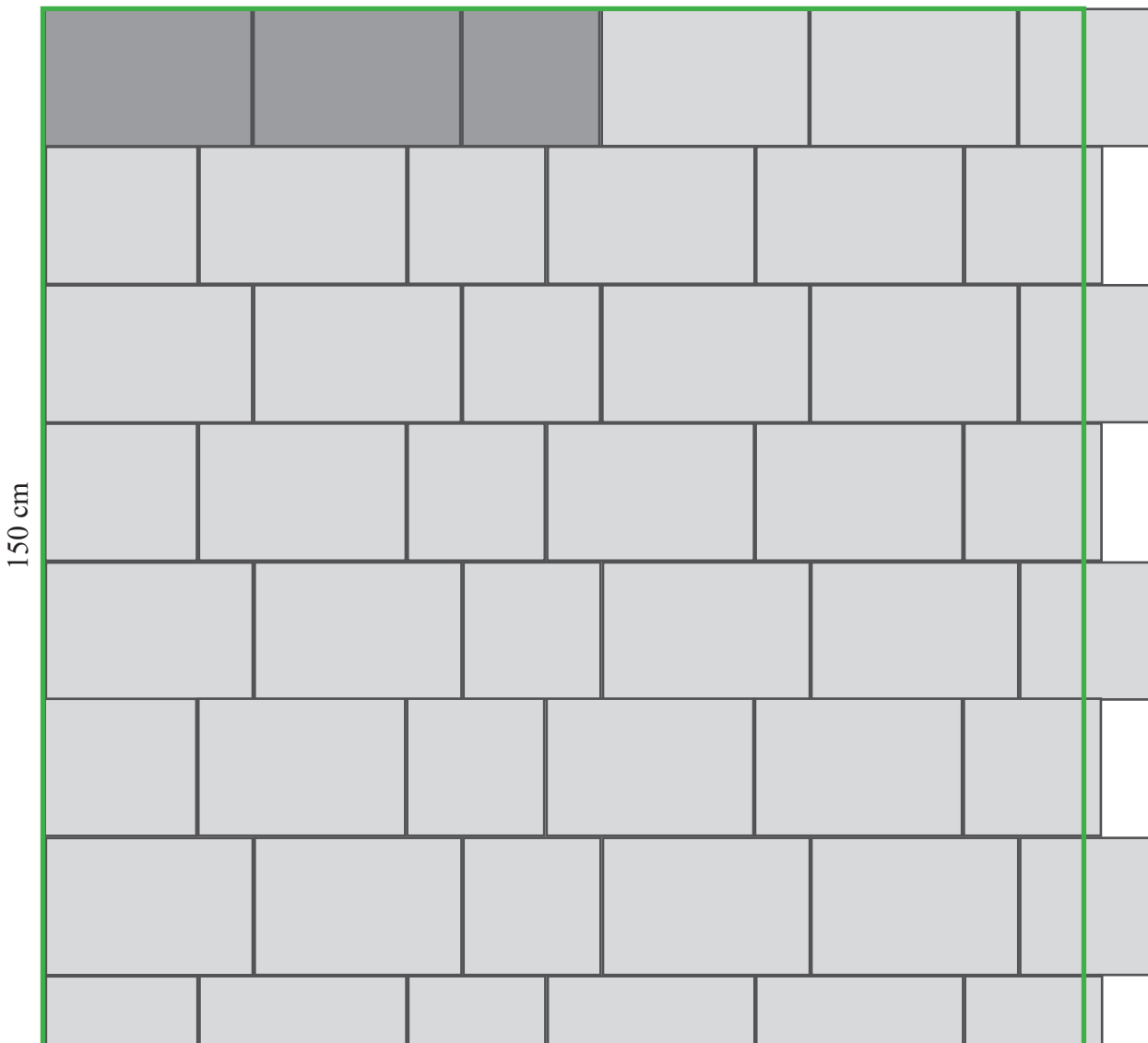
20,0/20,0 = 24,5 St/m²

QUADER-TEC

KREATIVBELÄGE

Verlegemuster

150 cm



Quader-Tec_VM_03

Steinbedarf:

$$30,0/20,0 = 12,25 \text{ St/m}^2$$


$$20,0/20,0 = 6,12 \text{ St/m}^2$$

QUADER-TEC

KREATIVBELÄGE

Verlegemuster

150 cm



Quader-Tec_VM_04

Steinbedarf:


$$30,0/20,0 = 8,17 \text{ St/m}^2$$

$$20,0/20,0 = 12,25 \text{ St/m}^2$$

QUADER-TEC

KREATIVBELÄGE
Verlegemuster

150 cm



Quader-Tec_VM_05

Steinbedarf:

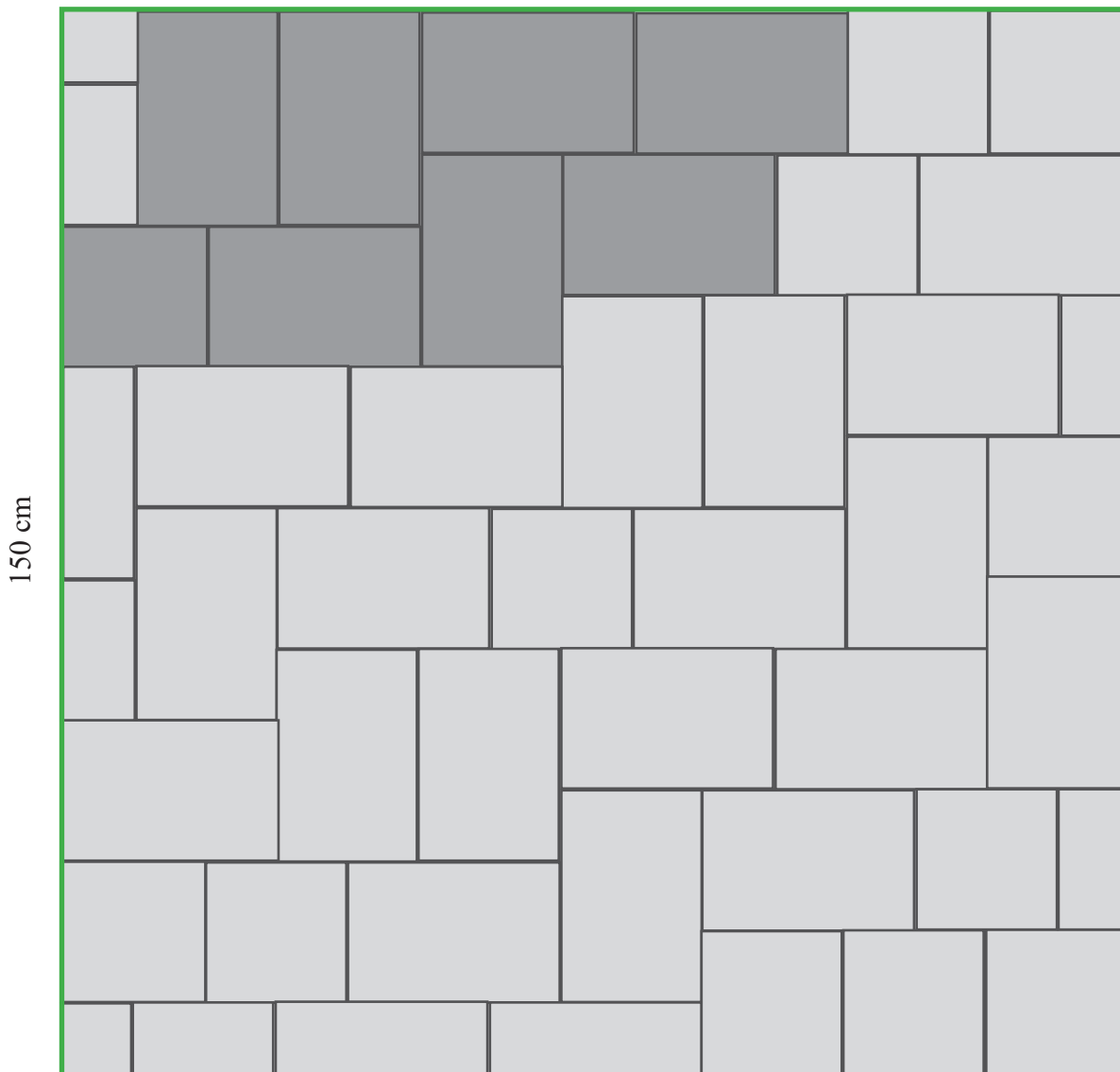
$$30,0/20,0 = 9,8 \text{ St/m}^2$$

$$20,0/20,0 = 9,8 \text{ St/m}^2$$

QUADER-TEC

KREATIVBELÄGE
Verlegemuster

150 cm



Quader-Tec_VM_06

Steinbedarf:

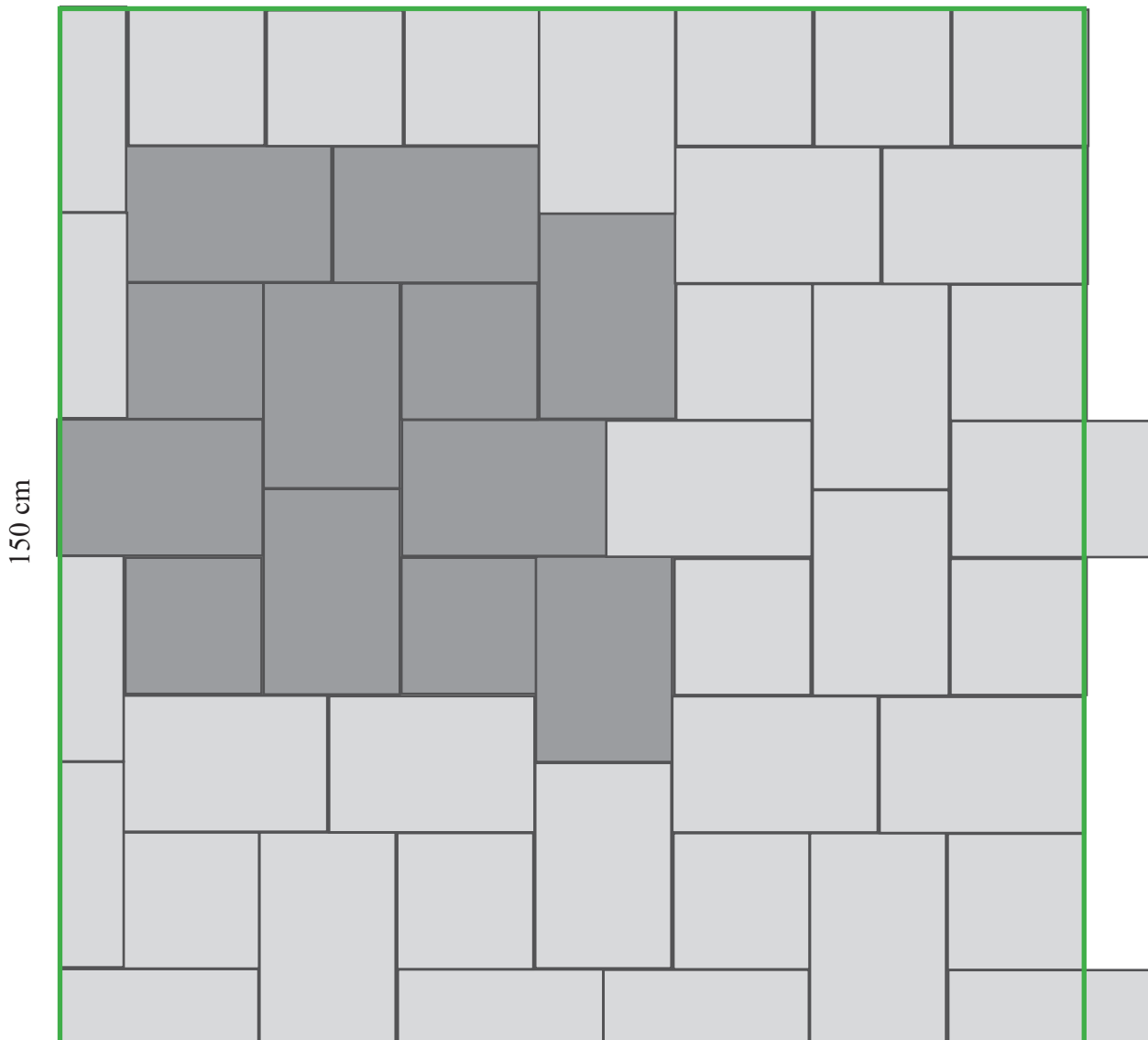
$$30,0/20,0 = 14,9 \text{ St/m}^2$$

$$20,0/20,0 = 2,1 \text{ St/m}^2$$

QUADER-TEC

KREATIVBELÄGE
Verlegemuster

150 cm



Quader-Tec_VM_07

Steinbedarf:

$$30,0/20,0 = 12,25 \text{ St/m}^2$$

$$20,0/20,0 = 6,12 \text{ St/m}^2$$

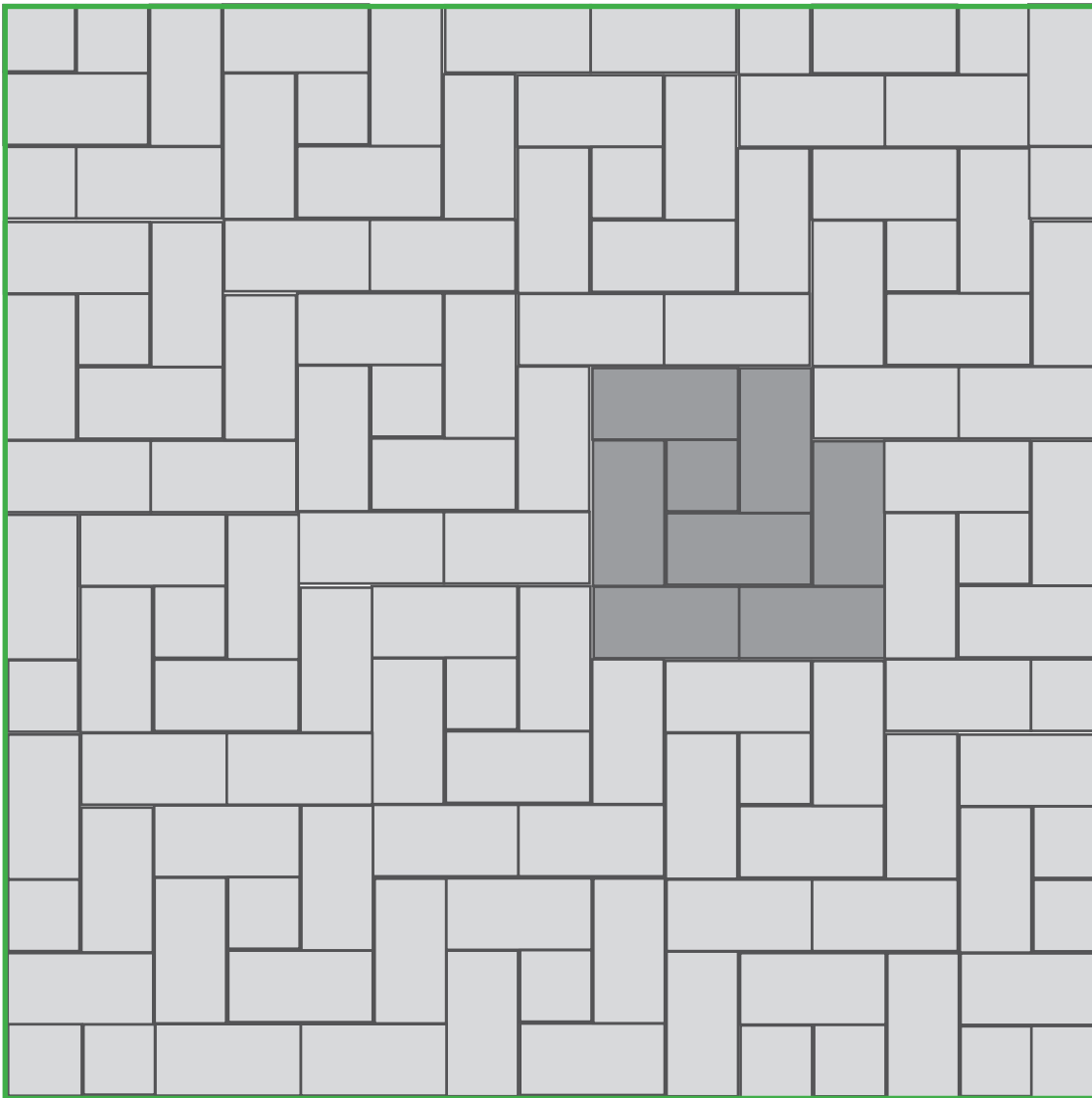
QUADER-TEC

KREATIVBELÄGE

Verlegemuster

150 cm

150 cm



Quader-Tec_VM_08

Steinbedarf:

$$20,0/10,0 = 45,72 \text{ St/m}^2$$

$$10,0/10,0 = 6,53 \text{ St/m}^2$$

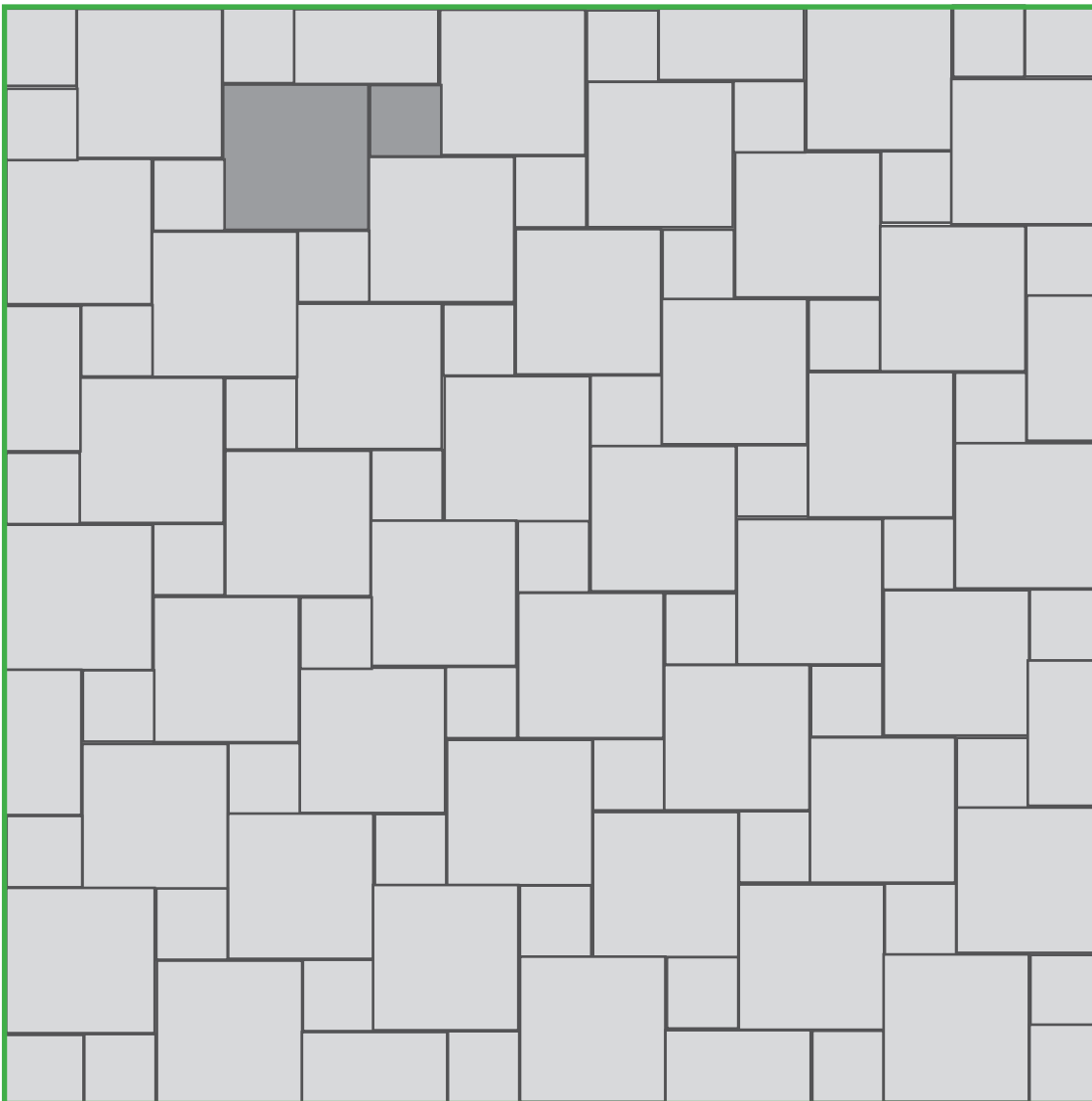
QUADER-TEC

KREATIVBELÄGE

Verlegemuster

150 cm

150 cm



Quader-Tec_VM_09

Steinbedarf:

20,0/20,0 = 19,6 St/m²

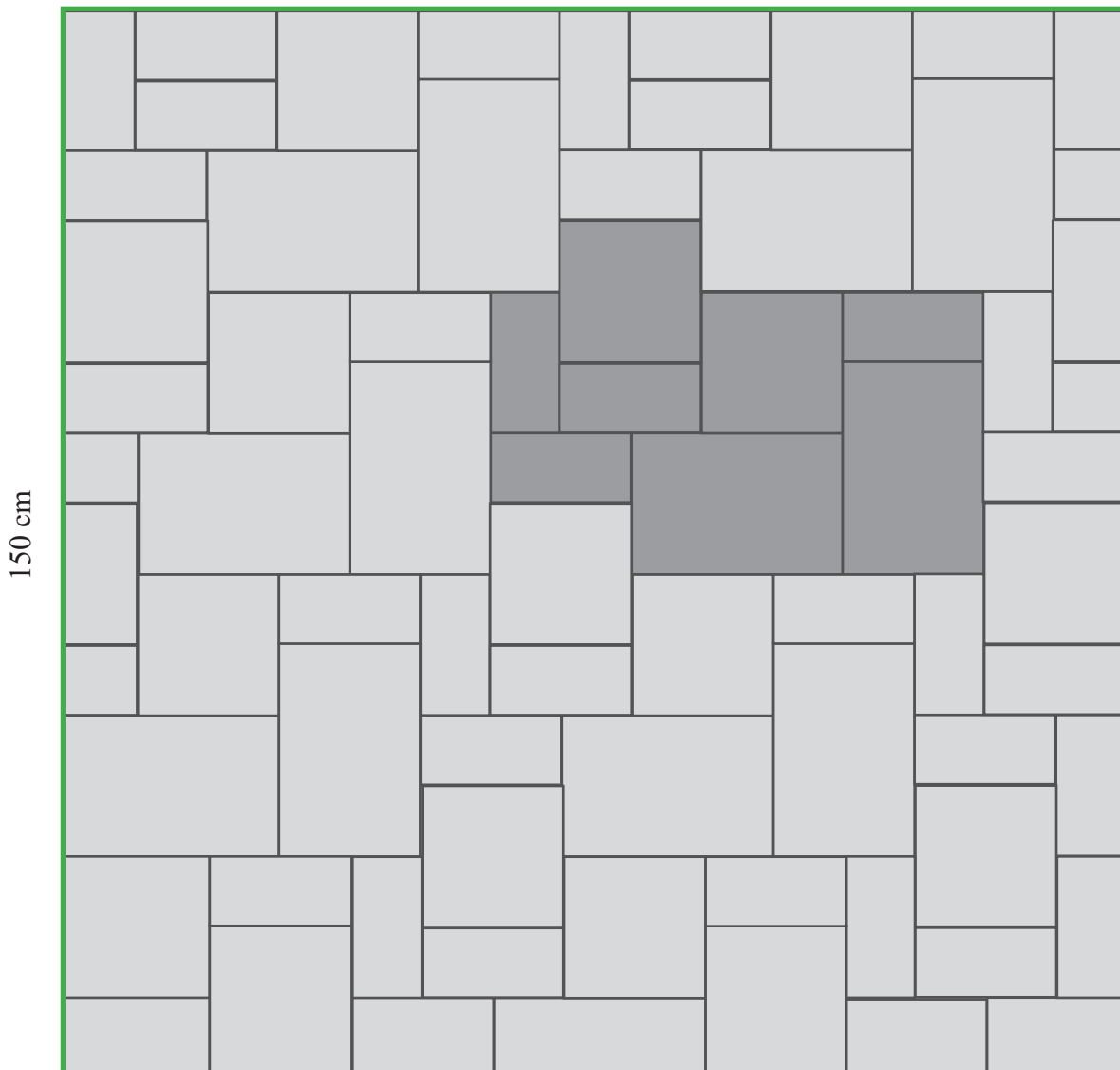
10,0/10,0 = 19,6 St/m²

QUADER-TEC

KREATIVBELÄGE

Verlegemuster

150 cm



Quader-Tec_VM_10

Steinbedarf:

$$30,0/20,0 = 6,99 \text{ St/m}^2$$

$$20,0/20,0 = 6,99 \text{ St/m}^2$$


$$20,0/10,0 = 13,99 \text{ St/m}^2$$

QUADER-TEC

KREATIVBELÄGE
Verlegemuster

300 cm

240 cm



Quader-Tec_VM_11

Steinbedarf:

$$60,0/30,0 = 4,16 \text{ St/m}^2$$

$$40,0/20,0 = 3,13 \text{ St/m}^2$$