



KREATIVBELÄGE

Verlegemuster



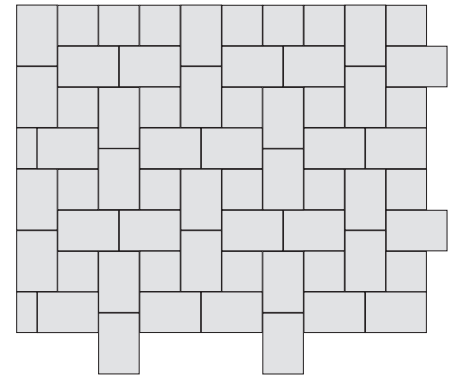
Madea_VM_01

20/20




Madea_VM_02

30/20



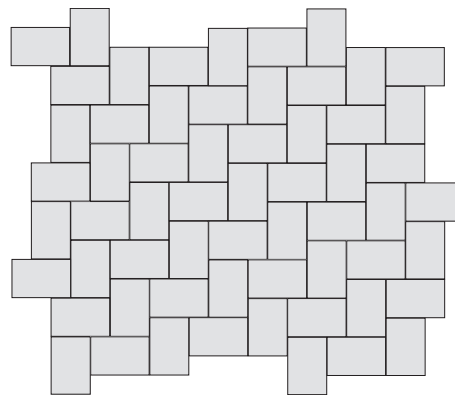
Madea_VM_03

20/20 u. 30/20



Madea_VM_04

20/20 u. 30/20




Madea_VM_05

30/20

MADEA

KREATIVBELÄGE
Verlegemuster




Madea_VM_01

Steinbedarf:

20,0/20,0 = 25,0 St/m²

MADEA

KREATIVBELÄGE
Verlegemuster




Madea_VM_02

Steinbedarf:

$$30,0/20,0 = 17,0 \text{ St/m}^2$$

MADEA

KREATIVBELÄGE
Verlegemuster




Madea_VM_03

Steinbedarf:

20,0/20,0 = 7,1 St/m²

30,0/20,0 = 12,2 St/m²

KREATIVBELÄGE
Verlegemuster



Madea_VM_04

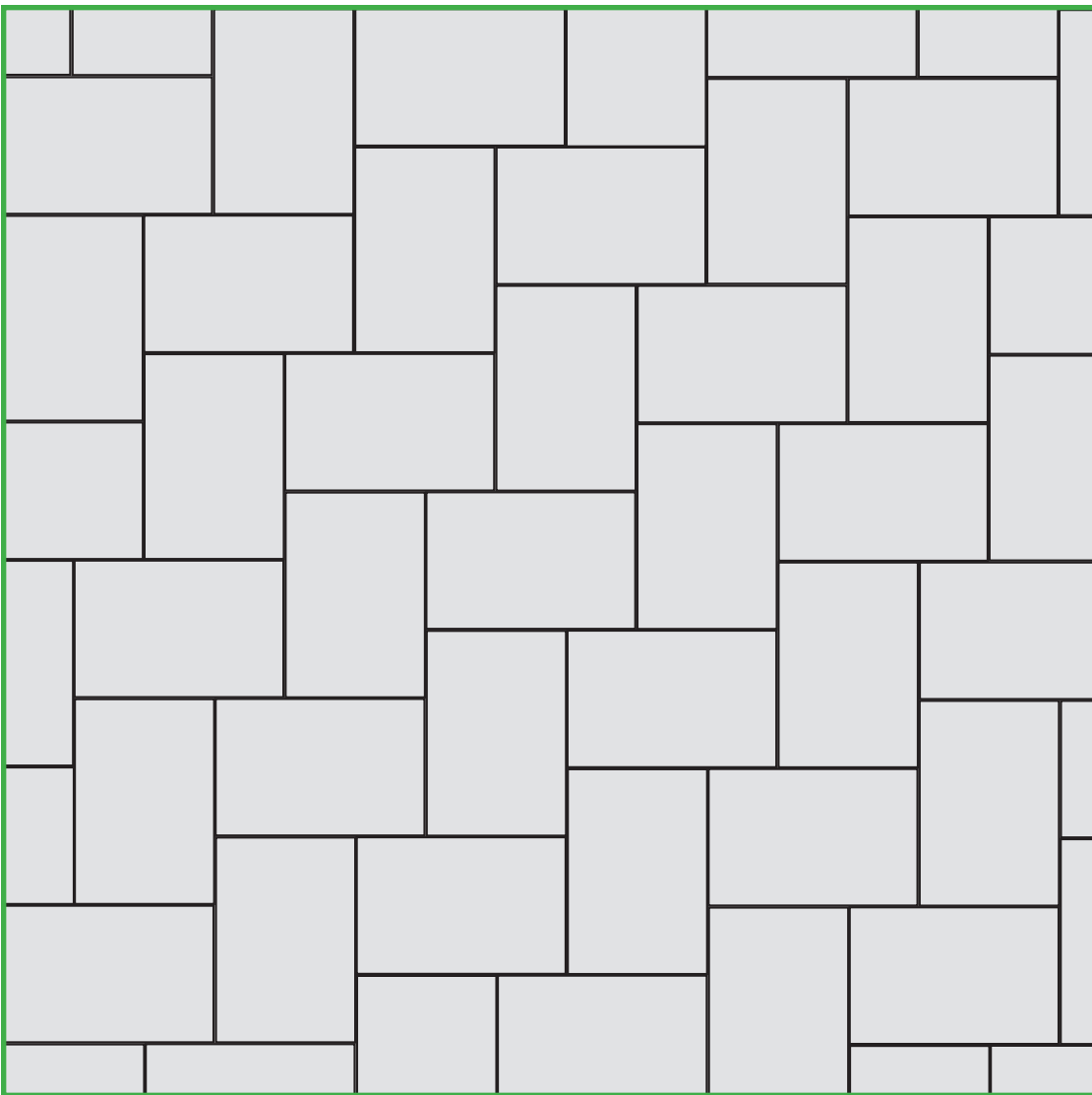
Steinbedarf:

$$20,0/20,0 = 10,1 \text{ St/m}^2$$

$$30,0/20,0 = 10,1 \text{ St/m}^2$$

MADEA

KREATIVBELÄGE
Verlegemuster



Madea_VM_05

Steinbedarf:

30,0/20,0 = 17,0 St/m²