


# PRISMA


## KREATIVBELÄGE

Verlegemuster




**Prisma\_VM\_02**

20/20




**Prisma\_VM\_03**

30/20 u. 30/20




**Prisma\_VM\_04**

30/20 u. 20/20




**Prisma\_VM\_05**

30/20 u. 20/20



**Prisma\_VM\_06**

30/20 u. 20/20




**Prisma\_VM\_07**

30/20 u. 20/20

# PRISMA

**KREATIVBELÄGE**  
Verlegemuster

150 cm



**Prisma\_VM\_02**

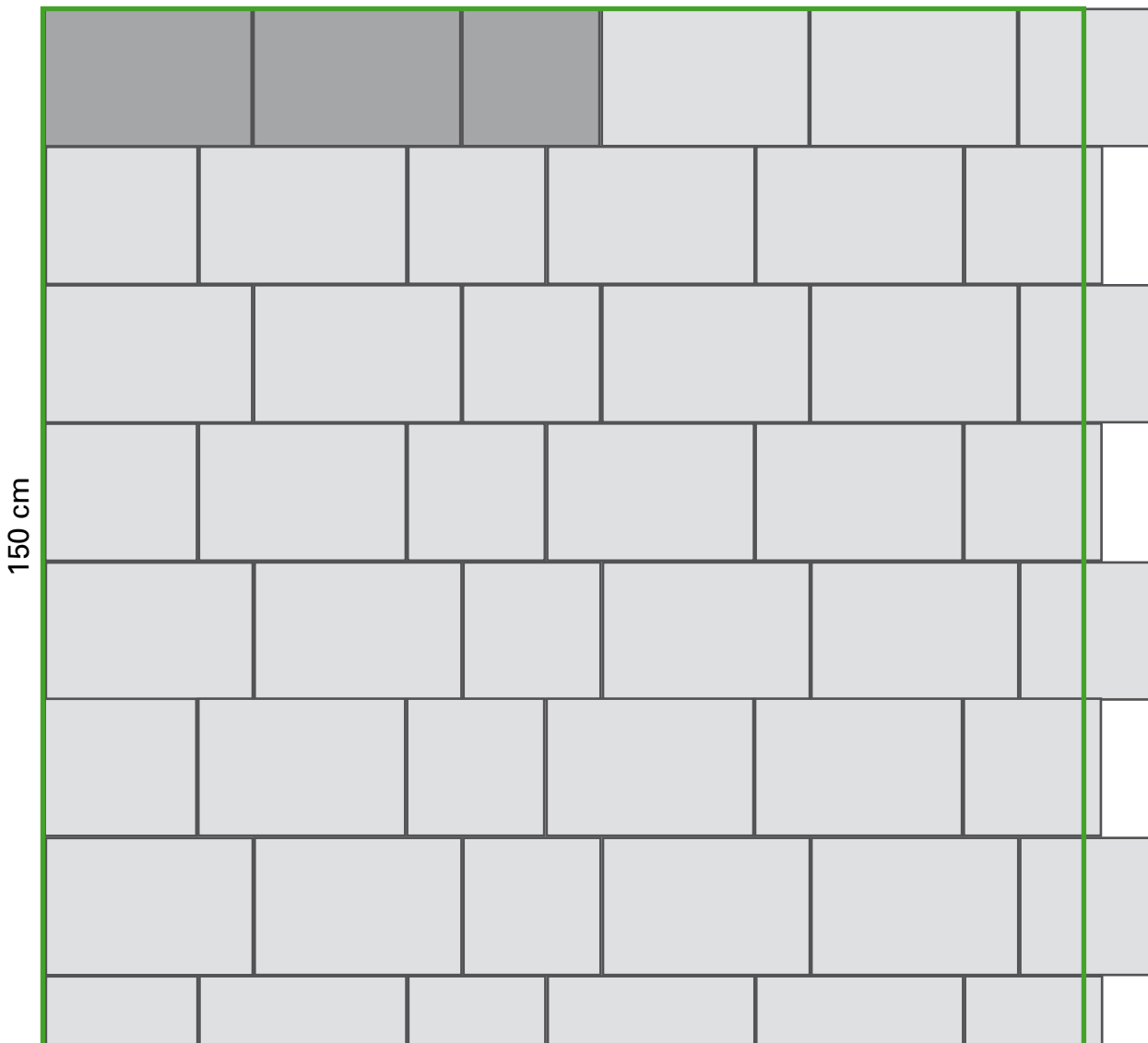
Steinbedarf:

20/20 = 24,5 St/m<sup>2</sup>

# PRISMA

**KREATIVBELÄGE**  
Verlegemuster

150 cm



## Prisma\_VM\_03

### Steinbedarf:

$$30/20 = 12,25 \text{ St/m}^2$$


$$20/20 = 6,12 \text{ St/m}^2$$

# PRISMA

## KREATIVBELÄGE

Verlegemuster

150 cm



### Prisma\_VM\_04

#### Steinbedarf:

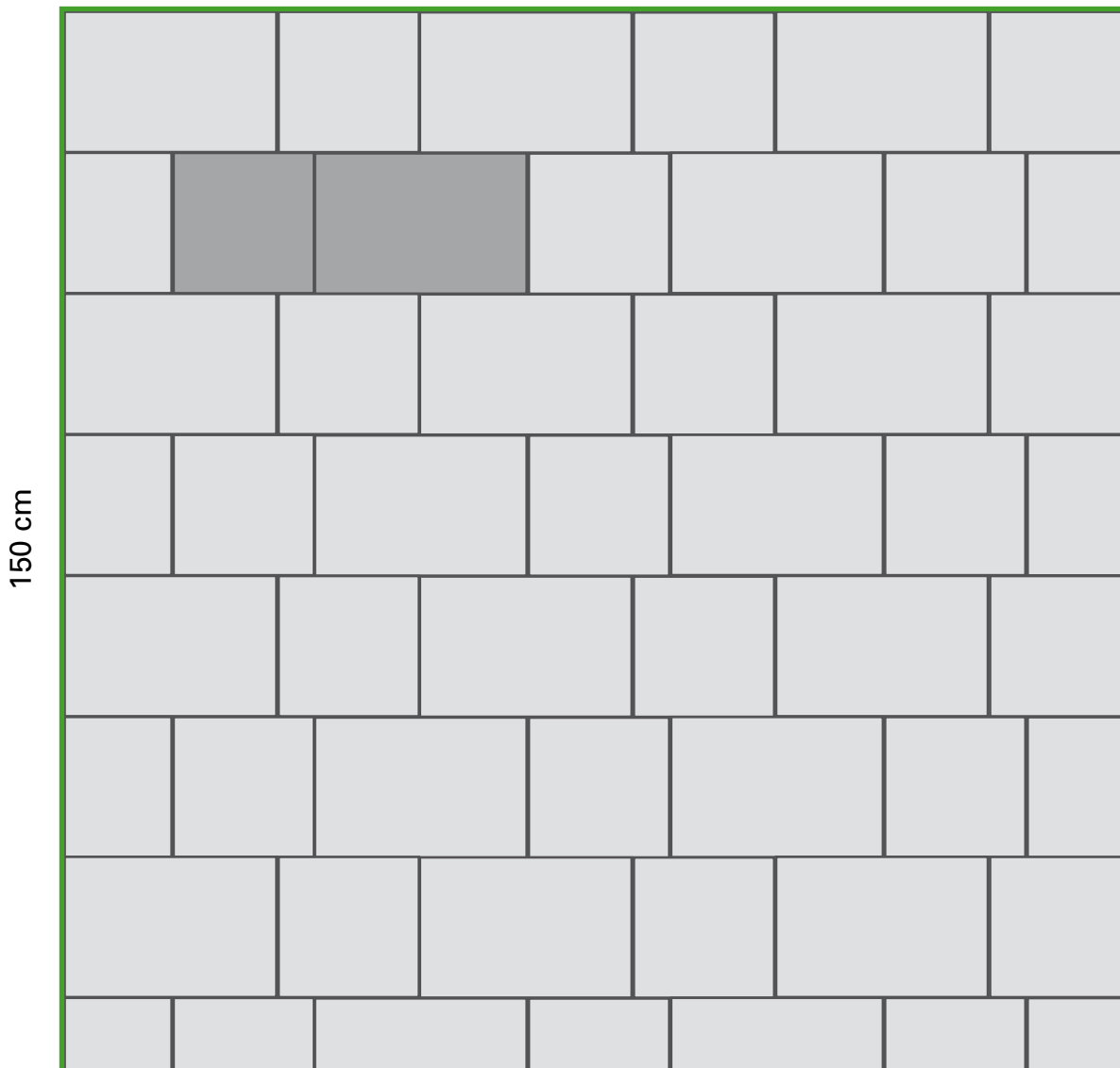
$$30/20 = 8,17 \text{ St/m}^2$$

$$20/20 = 12,25 \text{ St/m}^2$$

# PRISMA

**KREATIVBELÄGE**  
Verlegemuster

150 cm



**Prisma\_VM\_05**

Steinbedarf:

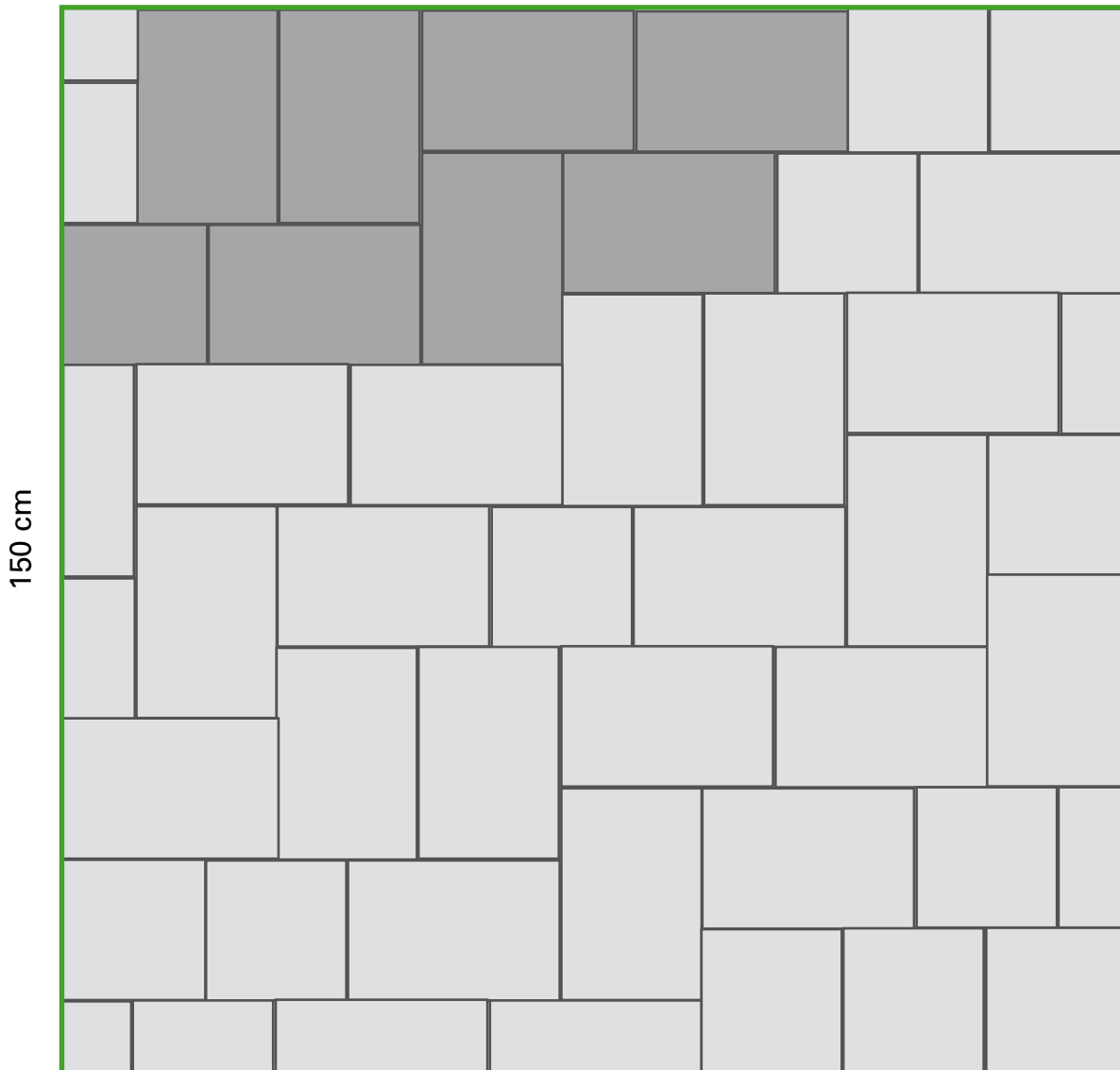
$$30/20 = 9,8 \text{ St/m}^2$$

$$20/20 = 9,8 \text{ St/m}^2$$

# PRISMA

**KREATIVBELÄGE**  
Verlegemuster

150 cm



**Prisma\_VM\_06**

Steinbedarf:

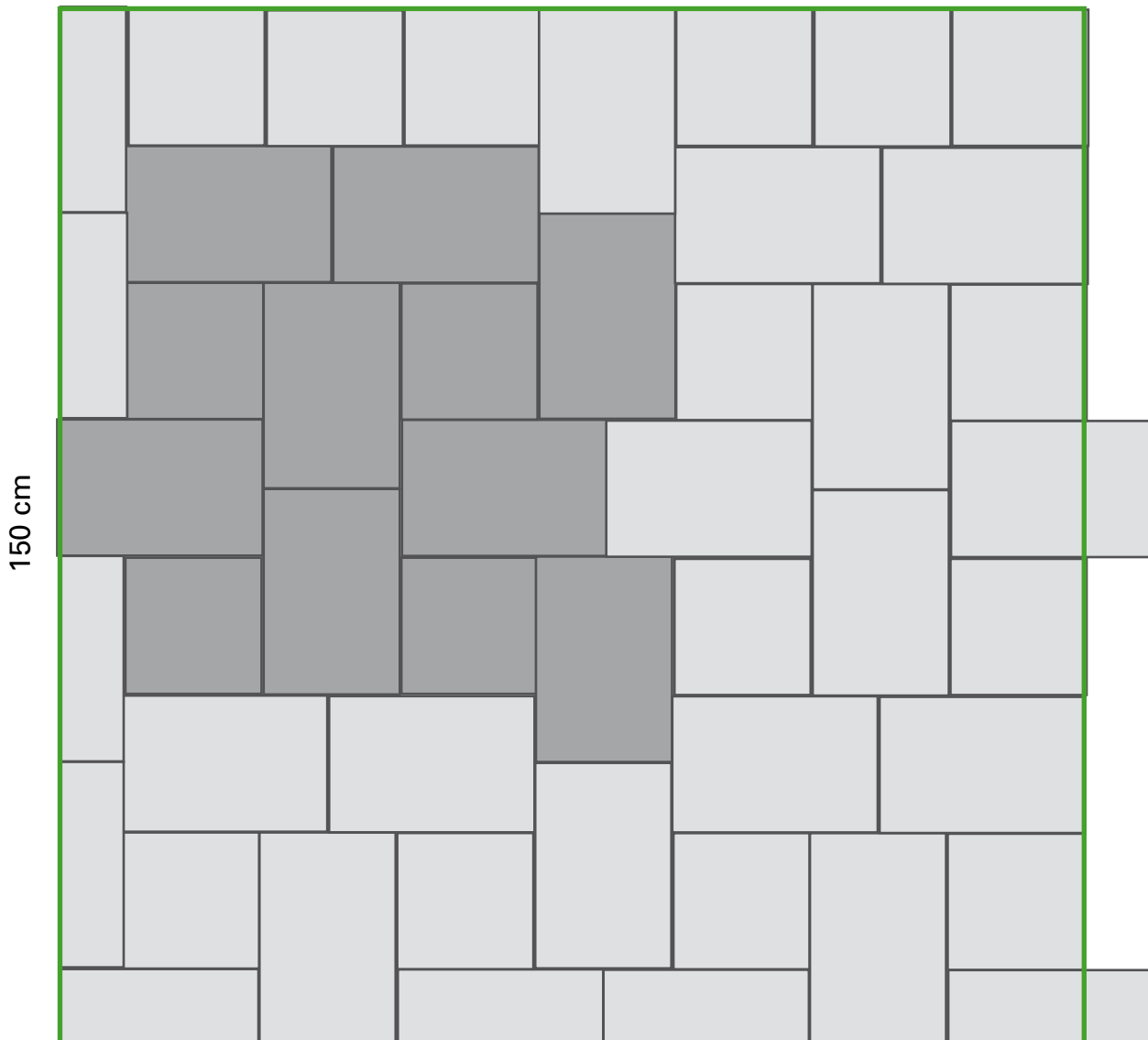
$$30/20 = 14,9 \text{ St/m}^2$$

$$20/20 = 2,1 \text{ St/m}^2$$

# PRISMA

**KREATIVBELÄGE**  
Verlegemuster

150 cm



**Prisma\_VM\_07**

Steinbedarf:

30/20 = 12,25 St/m<sup>2</sup>

20/20 = 6,12 St/m<sup>2</sup>